



- National Key High-Tech Enterprise
- China Additive Manufacturing Alliance Council Member
- Provincial High-Tech Research and Development Center
- Provincial Grade-AAA Credit Unit

Related Qualification Certificates:

ISO9001 Quality Management System Certification, ISO20000 ITSMS,
ISO14001: 2015 Environmental Management System Certificate,
National High-tech Enterprise

Products:

CE FCC RoHS MSDS REACH certification.



Facebook




Official Website



Tel: +86 579 82273989 **Web:** www.flashforge.com
Add: 2/F, No518, Xianyuan Road, Jinhua, Zhejiang, China
E-mail: flashforge@sz3dp.com



The New Industrial Independent Dual Extruder 3D Printer



Creator3

Extruder Temperature Reaches 300°C


New independently designed nozzle, print more types of models with less temp limitation

Easy to Remove Nozzle

Screw nozzle out, easy to remove and change nozzle with no extra steps

Independent Dual Extruder

Support to print in bi-color and bi-filament, promote printing efficiency sharply



Build-in HD camera

Monitor printing status in long-distance, check printing process real time

Flexible and Removable Build Plate

Easy to remove precise model, more larger and bendable build plate

Filament Testing

Stop printing automatically when testing abnormal filament feeding, ensure printing success rate

3D Cloud

3D Cloud is an online platform, achieving Cloud management for 3D printers and the uploading and storage of 3D printing files, providing a massive model database

A Variety of Printing Connection Mode

Support USB Stick, WIFI, Ethernet and 3D Cloud, convenient and efficient


Independent Dual Extruder

Work independently with 2 extruder of high precision and high temp, print 2 different models, improve printing speed. Thanks to Independent dual extruder, fused filament won't drop on the model so as to ensure perfect surface quality.



Extruder Temperature Reaches 300°C

New independently designed nozzle, thousand tests in nozzle heating space and PTFE tube location, keep nozzle well when temperature is high up to 300, and more types of filament to meet users' demand.



Removable and Flexible Build Plate

Flexible build plate, bendable and not easily deformed. Huge printing size of 300mm×250mm×200mm. Build plate remains as original after bending hundreds of hours, easy to remove models. Besides, the build plate is applicable to be used as working plate temporarily for post processing.

Build-in HD Camera

Build-in HD camera to check printing status any time and handle printing problems in time when users are not in front of the printer.



- **Online Batch Management:** Files to print transferred from Cloud to printer. Monitor printing progress and status in real time. Manage hundreds of printers easily and orderly.
- **File Backups and Sharing in the Cloud:** Online registered user has own storage space. Files to print can be viewed after being uploaded to the 3D Cloud, avoiding lost files. Files to print are shared and showed in a public platform where user can search, download, and print the models needed.
- **Cloud Slicing Function:** Files to print are sliced in the Cloud automatically, then transferred to printer by one click.
- **Free Model Database:** 3D Cloud provides a free model database.
- **Social Sharing Function:** Support likes, comments, or sharing, providing a platform for user interaction and discussion.

Beyond Material Limitations





Application Fields



Automotive



Aircraft



Architecture



Education



Medical engineering



Manufacturing



Function Requirements	Specification Parameters
Build Volume	300 × 250×200mm
Device Size	627 × 485 × 615mm
Extruder	Independent 2
Nozzle Diameter	0.4mm
Positioning Accuracy	X/Y Axis 0.011 mm Z Axis 0.0025 mm
Layer Height	0.05 ~ 0.4mm
Highest Nozzle Temperature	300
Heatable Platform Temperature	Adjustable Highest 120
N.W.	40Kg

Functional Requirements	Specification Parameters
Print Technology	Fused Filament Fabrication (FFF)
Screen Size	4.5 Inches Color IPS Touch Screen
Support Filament	PLA/ ABS/ TPU/ PVA/ HIPS/ PETG/ W.P.C./ Nylon
Filament Diameter	1.75mm ±0.07mm
Software	FlashPrint
Connectivity	USB Stick/ WiFi/ Ethernet/ 3D Cloud
Operating System	Win xp/ Vista/ 7/ 8/ 10 Mac OS Linux
File Types	Input: 3MF/ STL/ OBJ/ FPP/ BMP/ PNG/ JPG/ JPEG; Output: GX/ G
AC Input	Input: 100V-240VAC, 47-63Hz Power: 500W



FLASHPRINT

Flashprint is a slicing software developed by Flashforge Corporation independently, it has independent copyright and software certificate, guaranteed the sales rights and interests of global distributors efficiently. Flashprint has kept on an updating once a month since first released on June 2014, thus rapidly meets the needs and suggestions of customers. Due to its stability and usability, Flashprint has gained outstanding reviews and credits by the market among all the global free slicing softwares. For now, all the Flashforge 3D printers on sale have all equipped with this powerful Flashprint software.

External / Internal Compensation



Before Compensation Size

Compensation

Internal: 0.14mm
External: 0.13mm



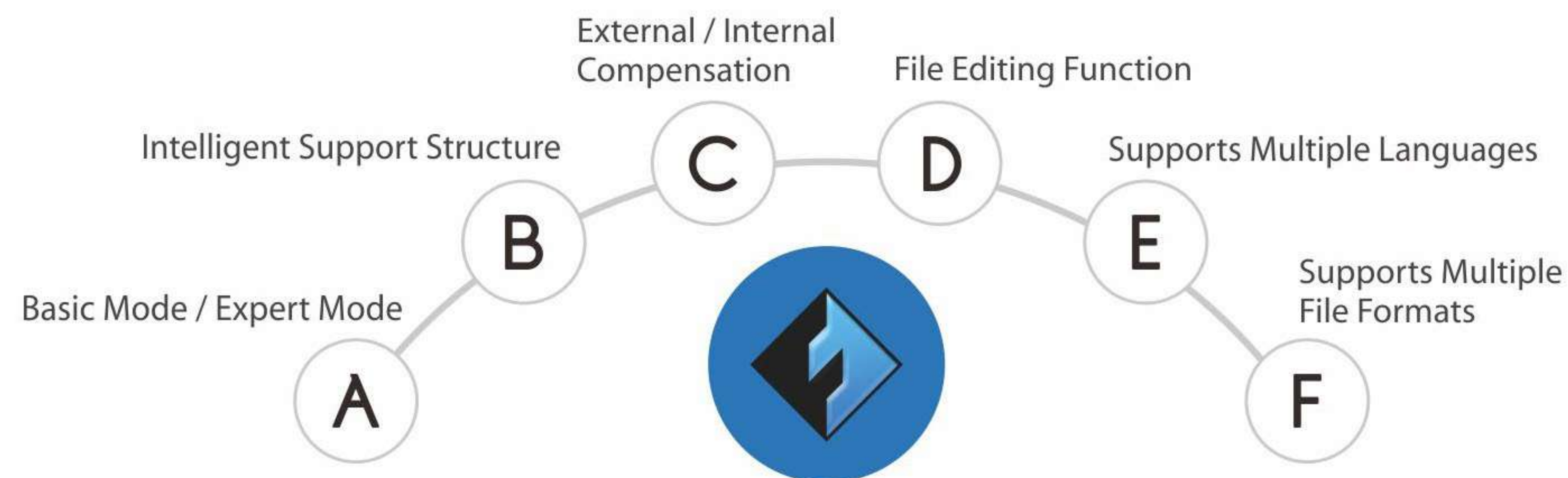
After Compensation Size

1. Apart from errors depending on the printer itself, filament and model shrinkage may also affect the printing quality and accuracy. On a 2.5mm wall-thickness barrel, for example.

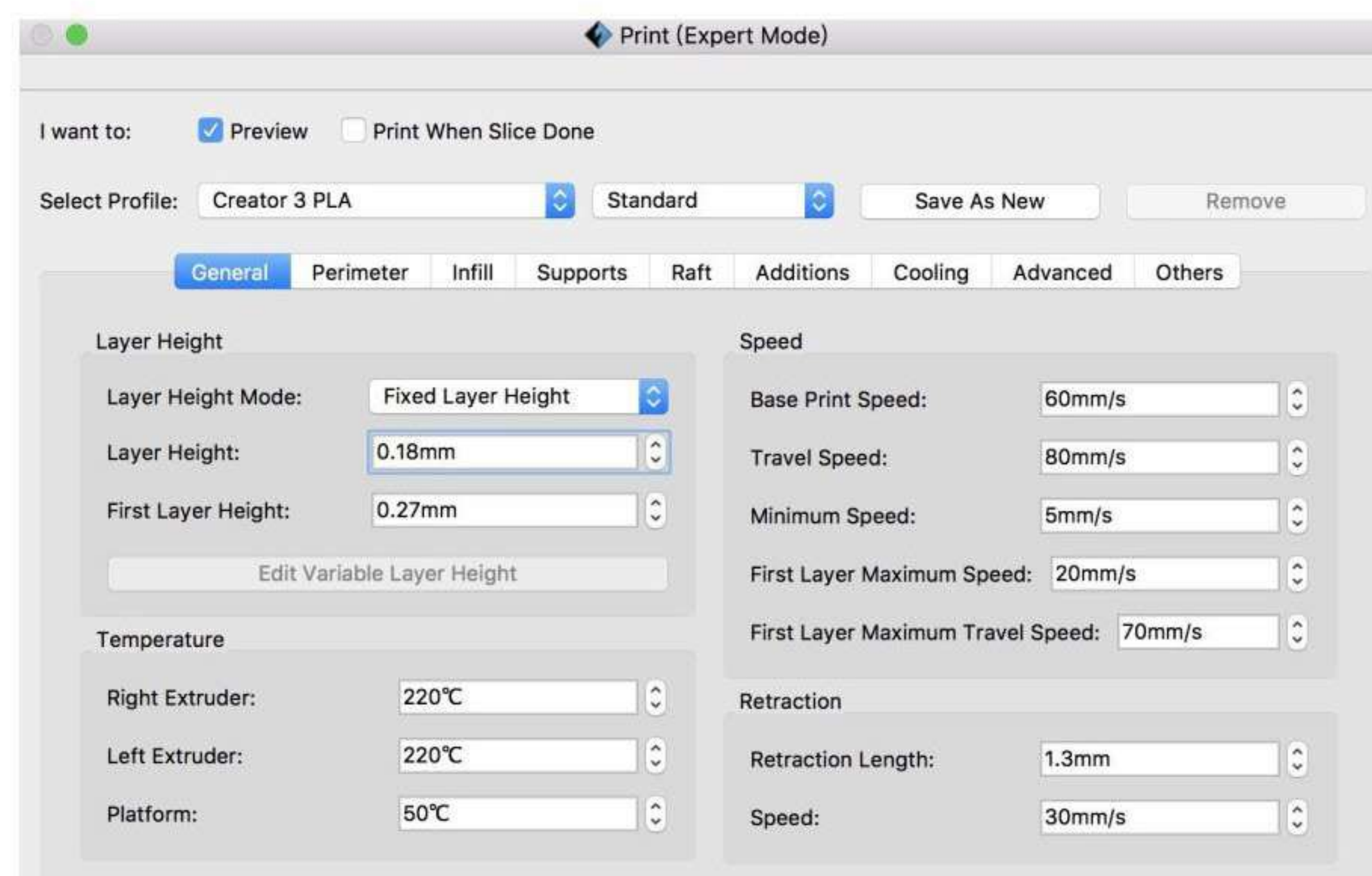
2. A first test is ran to determine the actual error value, and then set corresponding software parameters.

3. As a result, the actual print error of the test model is limited to 0.02mm.

FLASHPRINT Free & Powerful Software



One Software, Two Modes



FlashPrint provides basic mode and expert mode Users Simple choice in basic mode, complete high quality of model parameter choice.

In expert mode, there is hundreds of parameter settings allowing users to customize parameter according to their demands.

Support

FlashPrint provides users with two optional support structures—treelike support and linear support—which can be automatically generated by FlashPrint. Also allows users to add and delete support on their own.

* The green part of the model schematic diagram is the tree shaped support structure automatically generated by the system

